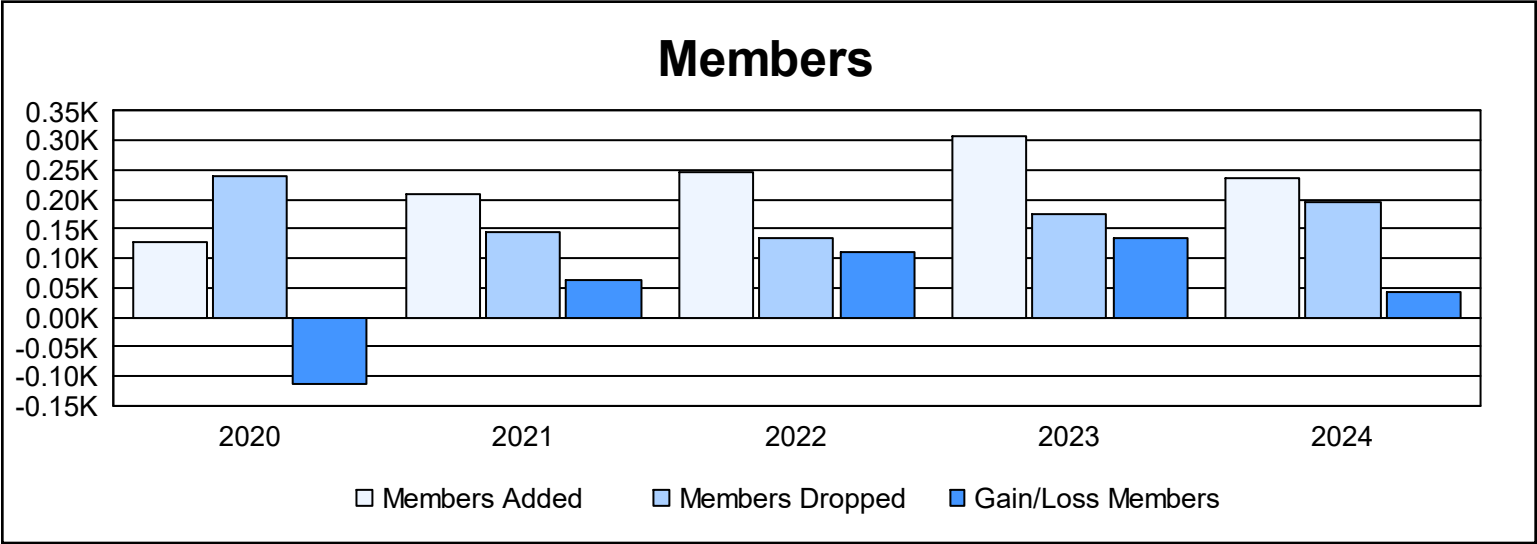
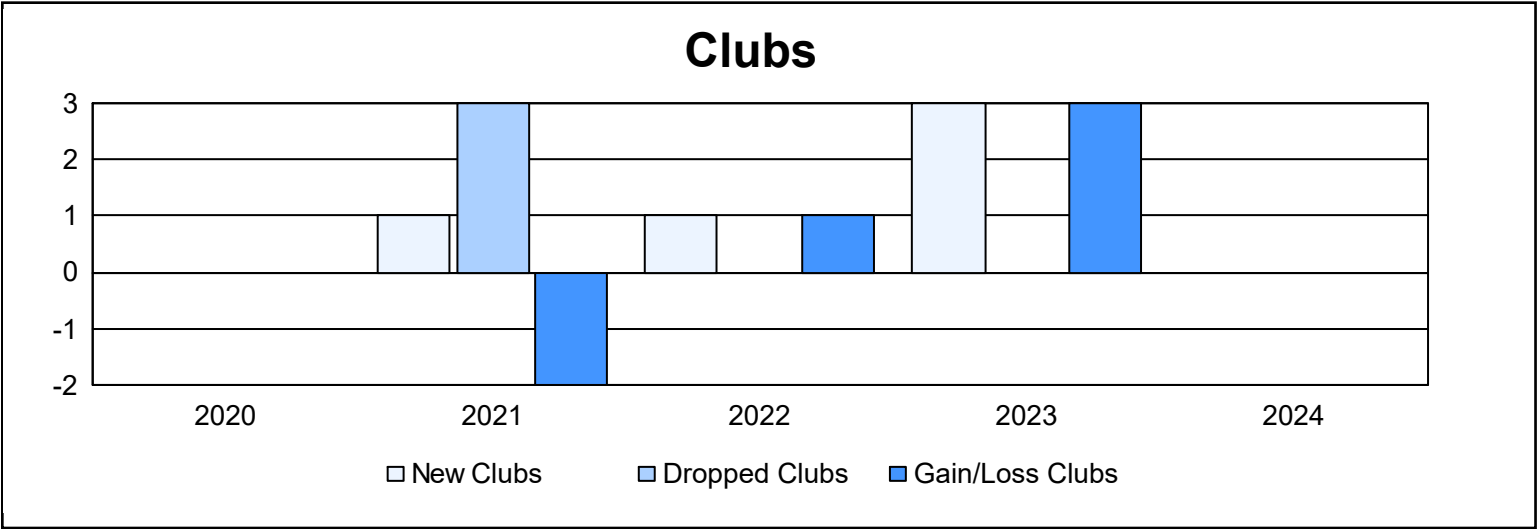
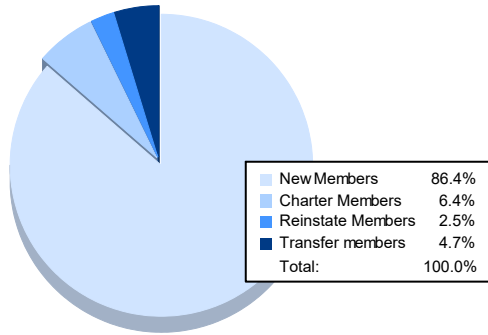


| Year | New Clubs | Dropped Clubs | Gain/ Loss Clubs | New Members | Charter Members | Reinstate Members | Transfer Members | Total Member Added | Total Members Dropped | Gain/ Loss Members |
|-----------|-----------|---------------|------------------|-------------|-----------------|-------------------|------------------|--------------------|-----------------------|--------------------|
| 2019-2020 | 0 | 0 | 0 | 106 | 13 | 5 | 2 | 126 | 240 | -114 |
| 2020-2021 | 1 | 3 | -2 | 153 | 38 | 8 | 10 | 209 | 145 | 64 |
| 2021-2022 | 1 | 0 | 1 | 204 | 30 | 8 | 5 | 247 | 135 | 112 |
| 2022-2023 | 3 | 0 | 3 | 211 | 88 | 7 | 3 | 309 | 174 | 135 |
| 2023-2024 | 0 | 0 | 0 | 204 | 15 | 6 | 11 | 236 | 194 | 42 |
| Average | 1 | 1 | 0 | 176 | 37 | 7 | 6 | 225 | 178 | 48 |



Membership Composition June 2024 Cumulative



Gender Composition June 2024 Cumulative

